

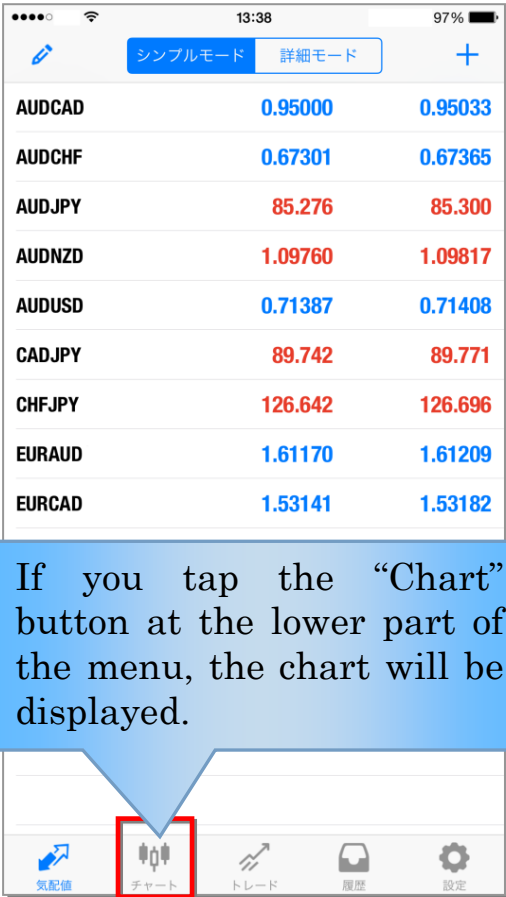


**MT4**

**Chart Display and Function  
iPhone version**

# <How to display the Chart>

※Run the

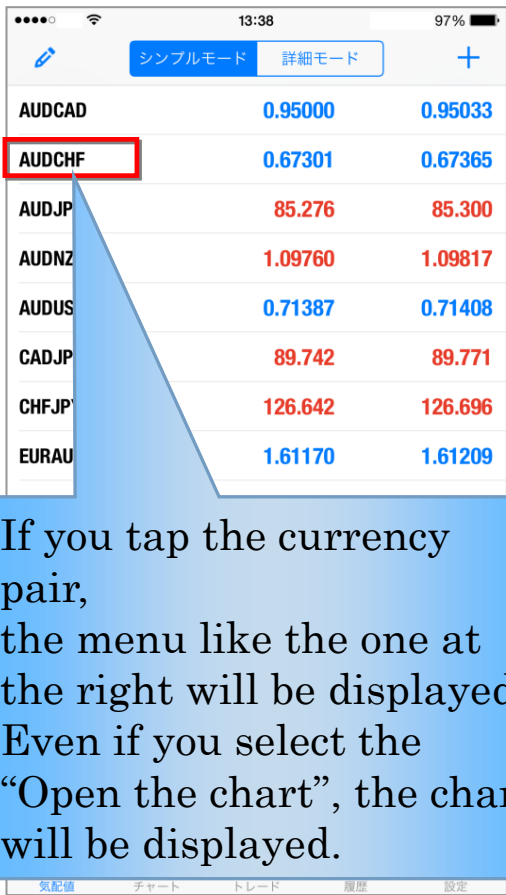


If you tap the “Chart” button at the lower part of the menu, the chart will be displayed.

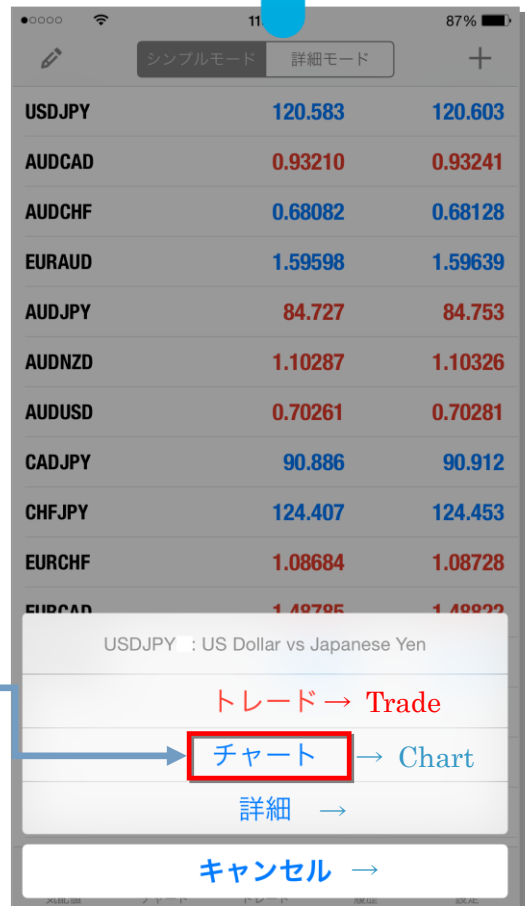


Name of Currency

If you swipe the chart to the right, you can scroll the part that you want to see.



If you tap the currency pair, the menu like the one at the right will be displayed. Even if you select the “Open the chart”, the chart will be displayed.



トレード → Trade

チャート → Chart

詳細 →

キャンセル →

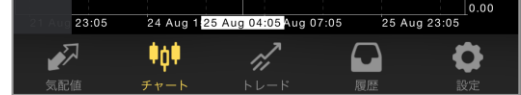
## <Time leg setting of the Chart>



The Current time leg setting is being displayed at the upper left of the chart.  
If you click this part, a setting menu like the image on the right to the upper left of the screen will be displayed.



Please tap the period of your choice and switch the display.  
It will be the 1 minute leg, 5 minute leg, 15 minute leg, 30 minute leg, 1 hour leg, 4 hour leg and daily chart from the top.



## <Enlarged display of the Chart>



If you pinch out on the upper screen, the enlarged chart will be displayed.



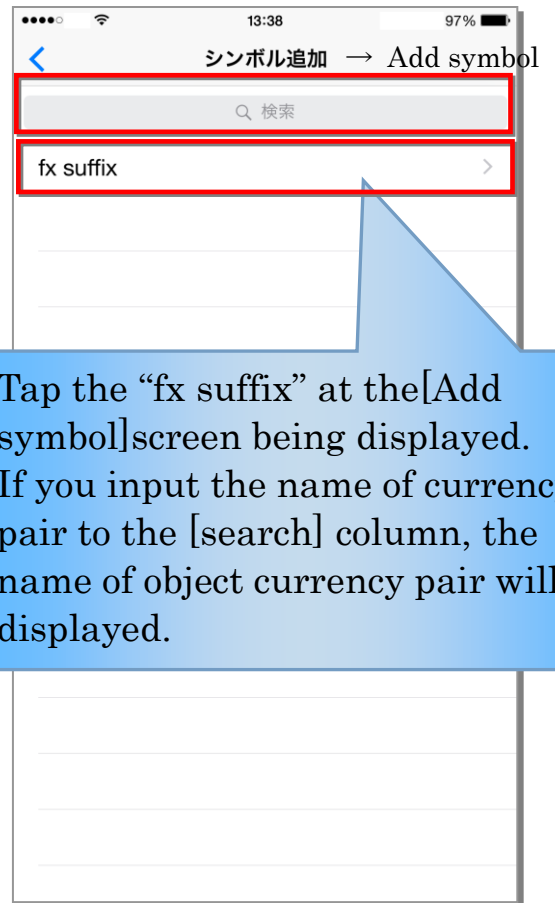
Conversely, if you pinch out at the upper part of the screen, the reduced chart will be displayed.



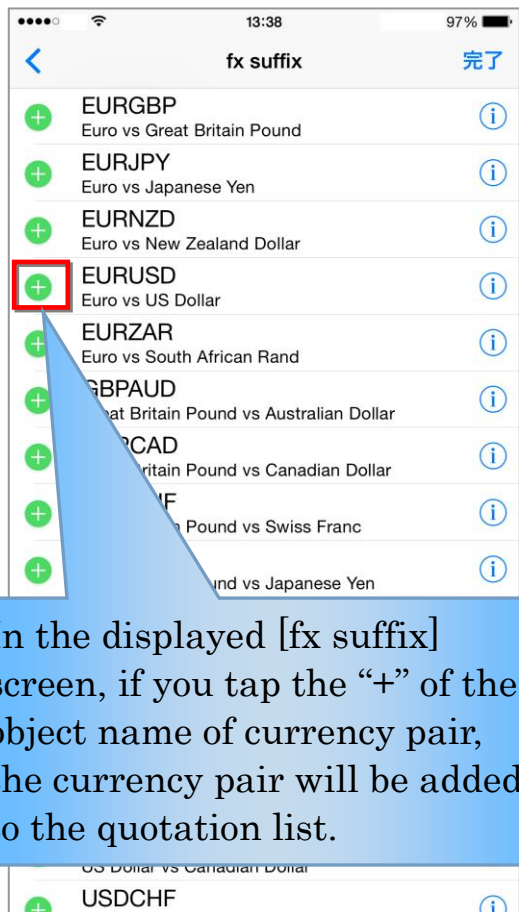
## <How to Add Currency pair>



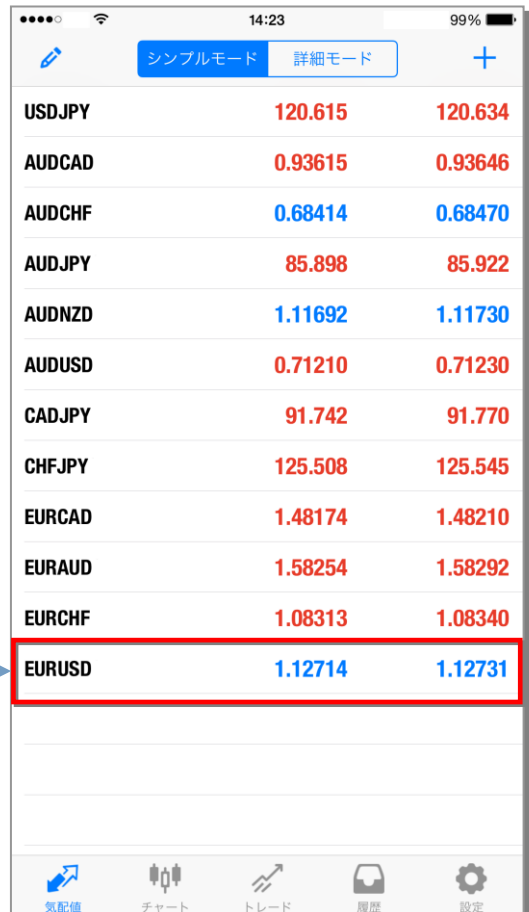
Tap the upper right “+”



Tap the “fx suffix” at the [Add symbol] screen being displayed. If you input the name of currency pair to the [search] column, the name of object currency pair will be displayed.



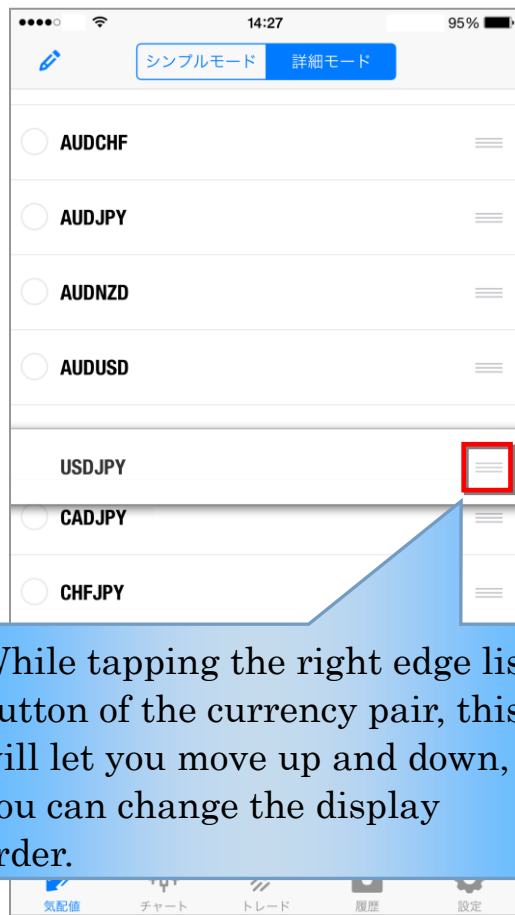
In the displayed [fx suffix] screen, if you tap the “+” of the object name of currency pair, the currency pair will be added to the quotation list.



## <Editing method of Quotation list>



If you want to edit the list, please tap the Pencil mark on the upper left. The edit screen list will be displayed.



While tapping the right edge list button of the currency pair, this will let you move up and down, you can change the display order.



When you want to delete the currency pair from the list, put a check to the left of the currency pair and if you tap the trash box mark of the upper right, it will be deleted from the list.

These are the Chart display and the basic usage.

Since there are other various functions, try it yourself once.

For more information, please contact us at : [en@gemforex.com](mailto:en@gemforex.com)