



MT4

**Chart Display and Function
Android version**

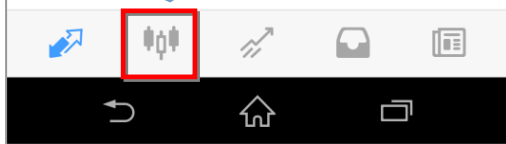
[How to display the Chart]

※Run the MT4.



Symbol	Current Price	Previous Price
AUDCAD	0.91702	0.91766
AUDCHF	0.66967	0.67360
AUDJPY	82.223	82.314
AUDNZD	1.09863	1.10023
AUDUSD	0.69083	0.69124

If you tap the “Chart” button at the lower part of the menu, the chart will be displayed.



Name of Currency

If you swipe the chart to the right, you can scroll the part that you want to see.



AUDCAD	0.91702	0.91766
AUDCHF	0.66967	0.67360
AUDJPY	82.223	82.314
AUDNZD	1.09863	1.10023
AUDUSD	0.69083	0.69124

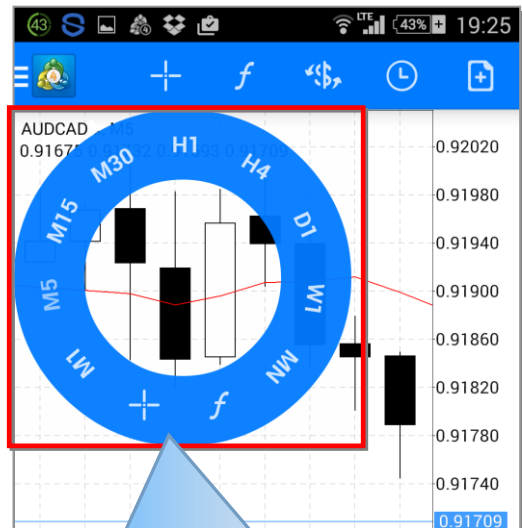
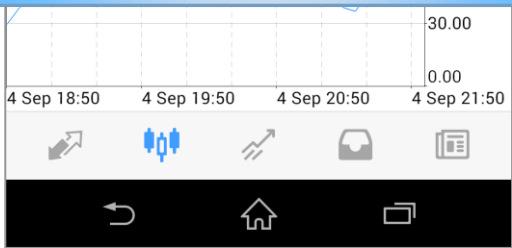
If you tap the currency pair, the menu like the one at the right will be displayed. Even if you select the “Open the chart”, the chart will be displayed.



[Time leg setting of the Chart]



The Current time leg setting is being displayed at the upper left of the chart.
If you click this part, a setting menu like the image on the right to the upper left of the screen will be displayed.



Please tap the period of your choice and switch the display. It will be the 1 minute leg, 5 minute leg, 15 minute leg, 30 minute leg, 1 hour leg, 4 hour leg rather than the slanting to the lower left M1.

[Enlarged display of the Chart]

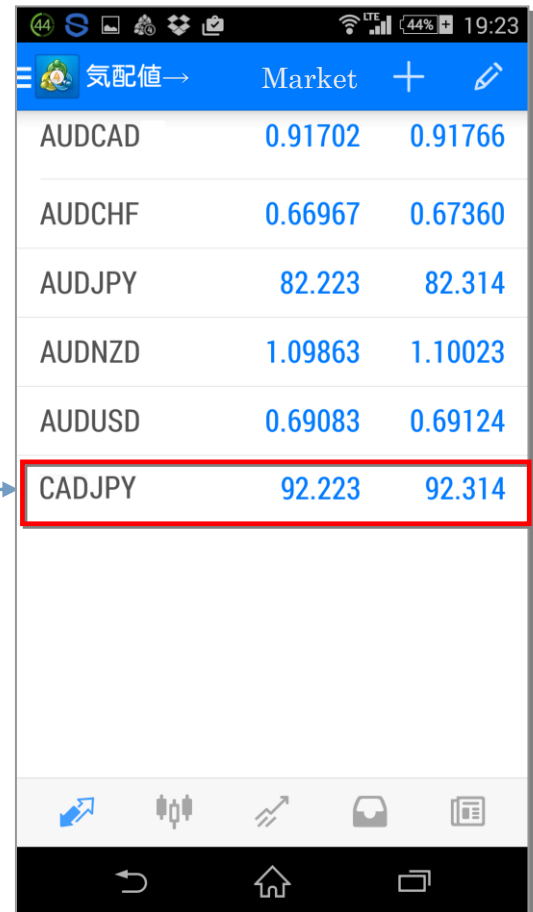
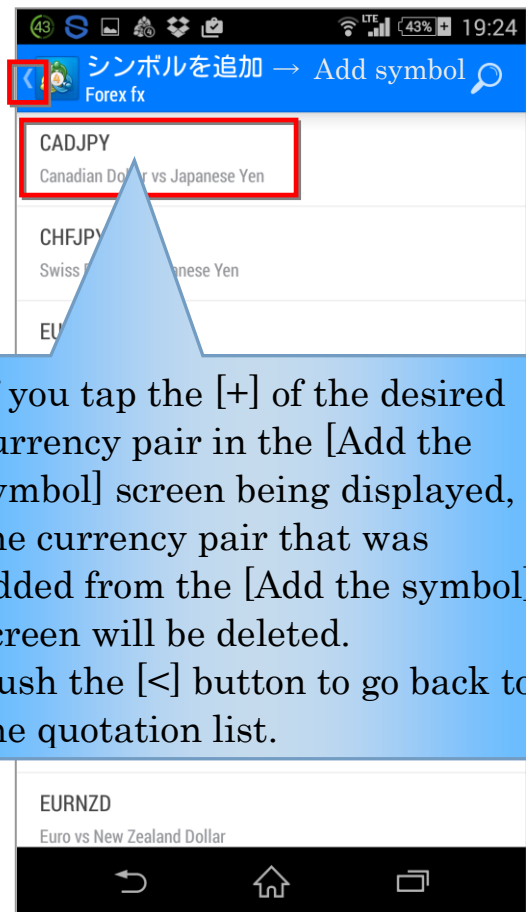
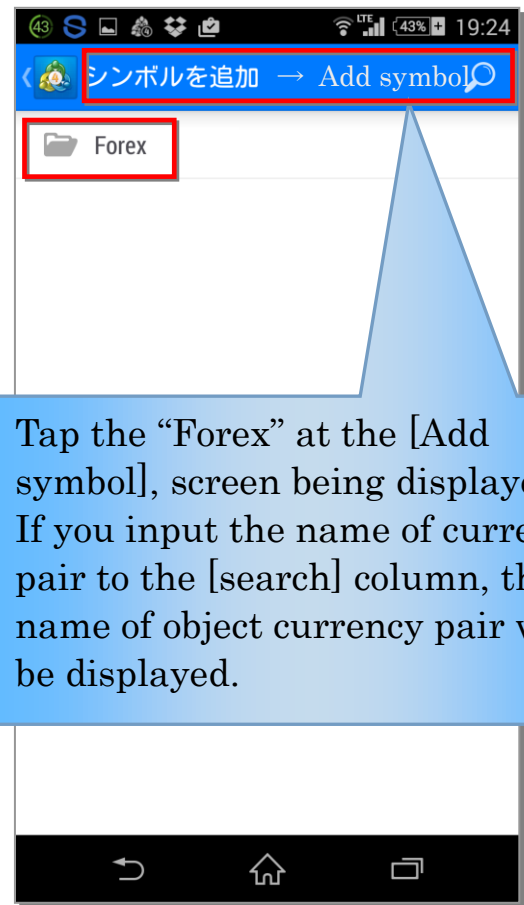
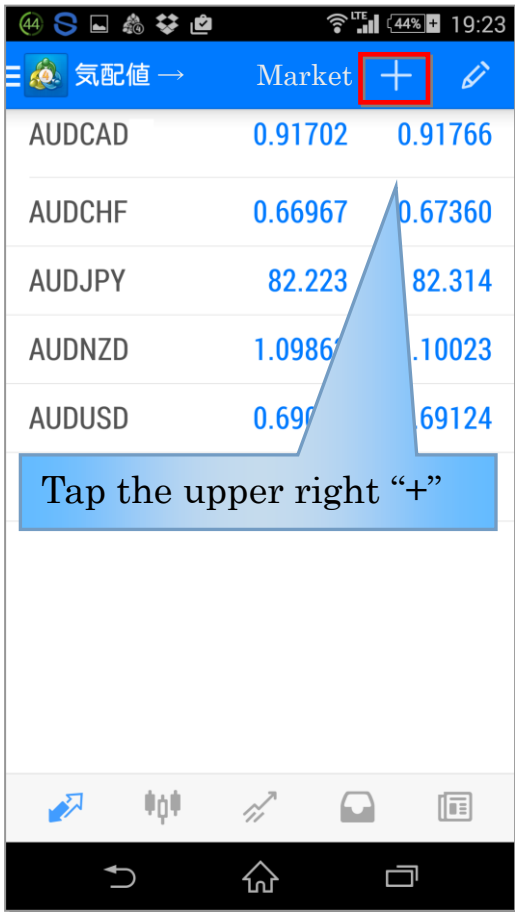


If you pinch out on the upper screen, the enlarged chart will be displayed.

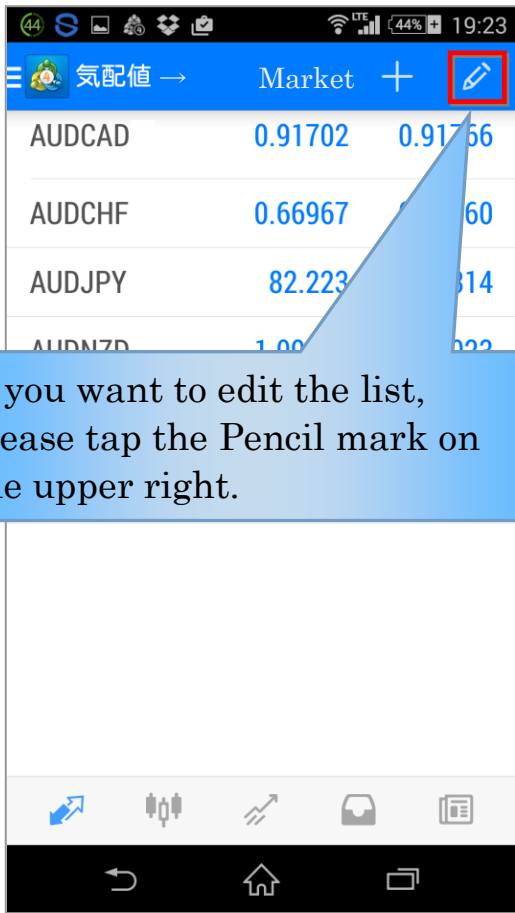


Conversely, if you pinch in at the upper part of the screen, the reduced chart will be displayed.

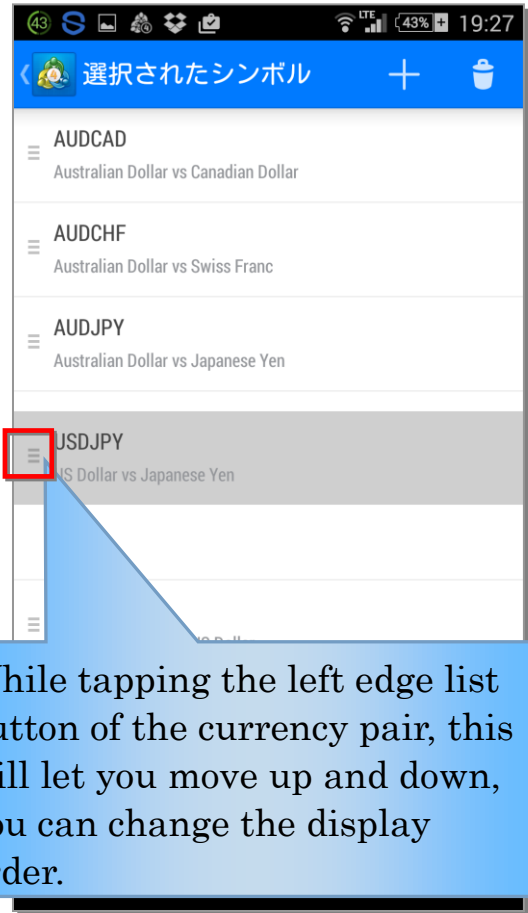
[Addition method of Currency pair]



[Editing method of Quotation list]



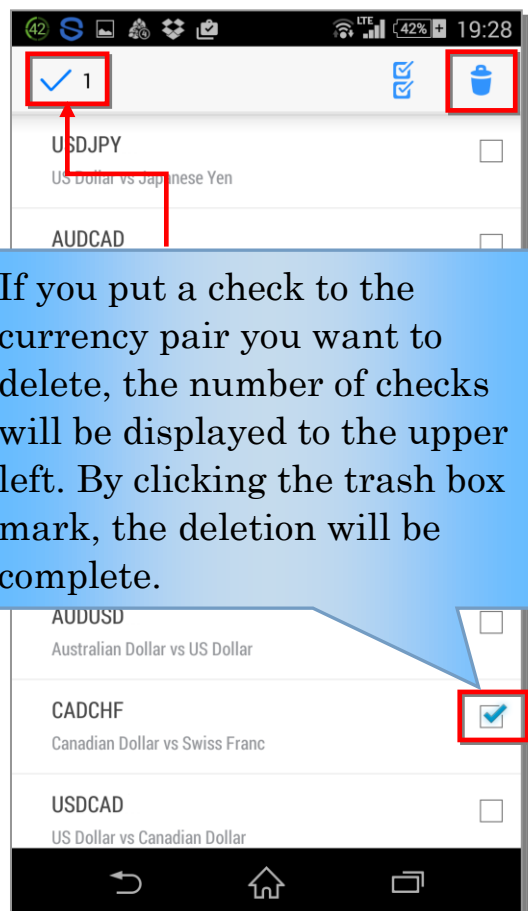
If you want to edit the list, please tap the Pencil mark on the upper right.



While tapping the left edge list button of the currency pair, this will let you move up and down, you can change the display order.



When you want to delete the currency pair from the list, if you tap the trash box mark of the upper right, the deletion screen will be displayed.



If you put a check to the currency pair you want to delete, the number of checks will be displayed to the upper left. By clicking the trash box mark, the deletion will be complete.

**These are the Chart display and the basic usage.
Since there are other various functions, try it yourself once.**

For more information, please contact us at: en@gemforex.com