

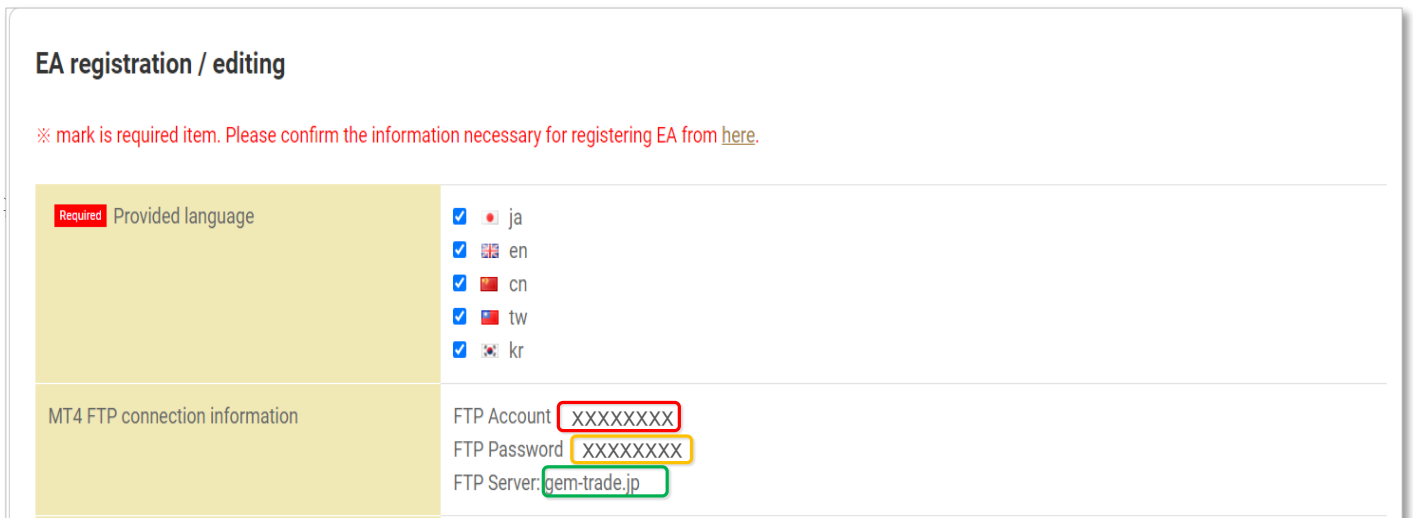


# FTP Setting Manual for EA Registration

## ▼ Operation setting after completing the EA registration

After the EA registration is completed successfully, you will receive an email of the operation setting request.

The FTP information will display on the EA registration/edit page, as the image below.



The screenshot shows a web form titled "EA registration / editing". At the top, there is a red note: "※ mark is required item. Please confirm the information necessary for registering EA from [here](#)." Below this, the form is divided into two main sections. The first section, "Provided language", is highlighted in yellow and contains a list of language options with checkboxes: ja (Japanese), en (English), cn (Chinese), tw (Taiwanese), and kr (Korean). All checkboxes are checked. The second section, "MT4 FTP connection information", is also highlighted in yellow and contains three input fields: "FTP Account" with a red box around "XXXXXXXX", "FTP Password" with a yellow box around "XXXXXXXX", and "FTP Server" with a green box around "gem-trade.jp".

FTP server name: gem-trade.jp

FTP path: / (Please enter only one-byte slashes)

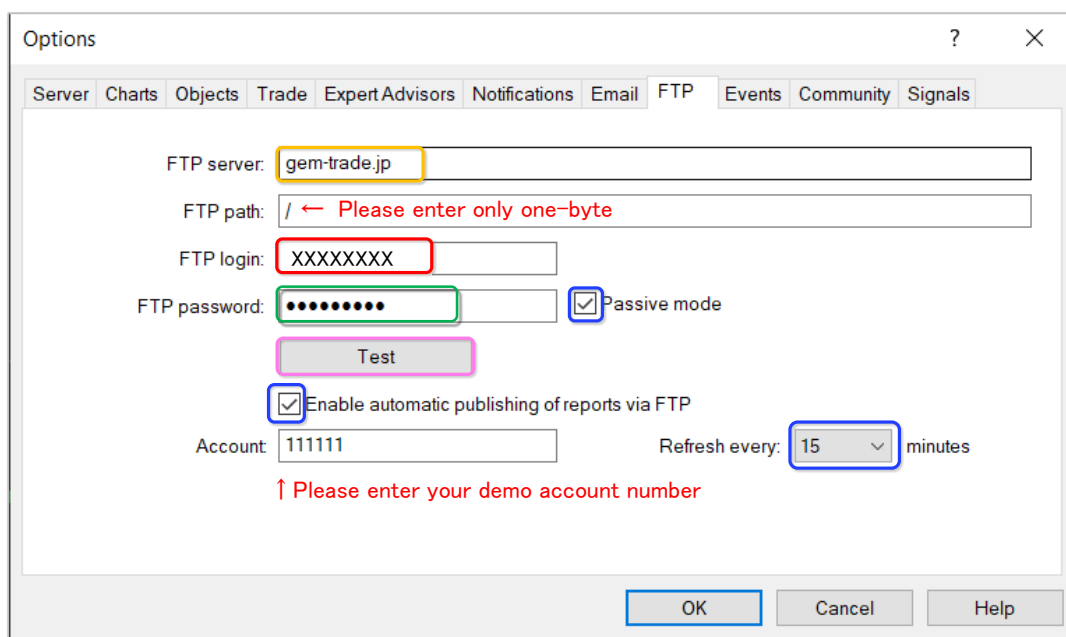
FTP login ID: FTP Account on the EA registration page

FTP password: FTP password on the EA registration page

Put a check on [Passive mode] and [Enable automatic publishing of reports via FTP]

Account: The account number that we have sent to you by email

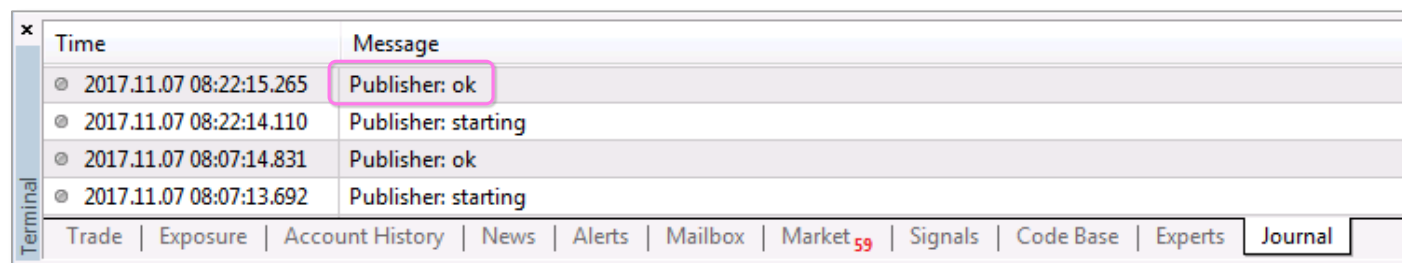
Please set the update interval for 15 minutes (Refresh every: 15 minutes).



Click [Test] button, then check the operation history (Journal) of the Terminal window, as the image below.

If “Publisher: ok” is displayed, the setting is completed. Click [OK] button to close it.

If an error message is displayed, please check the setting items.



After setting as above, we will check if it is completed successfully.

Please use the template below to send us an email that you have completed the operation settings.

After examination and approval, it will be reflected on the site.

Below is a template for contacting us about the operation settings is completed.

-----

To: [en@gemforex.com](mailto:en@gemforex.com)

Subject: New EA setting completion notification

Content:

- EA provider name
- EA name
- EAID

-----

We will confirm you when we approve your EA setting.

After that, please test if the registered EA can be downloaded successfully.

If you have any questions, please feel free to contact us at any time.

Gemforex support: [en@gemforex.com](mailto:en@gemforex.com)